

Blocking Effect Reduction of JPEG Compressed Image

Vivek Kumar,
Bhuvnesh singh,
Nitin kashyap,

Student: dept. Information Technology
College: Galgotias College of Engineering and Technology
Address: Greater Noida, Uttar Pradesh, India

Suresh Kumar
Javed Miya

Assistant Professor: dept. Information Technology
College: Galgotias College of Engineering and Technology
Address: Greater Noida, Uttar Pradesh, India

Abstract:- The point of this project was to create algorithm that will produce some improvement in quality of JPEG image, by removing blocking artifacts JPEG decompressed images. The obstructing effect are grouped into three sorts of noise: staircase artifact, corner outlier, grid artifact. The proposed algorithm removes these blocking effects efficiently. The postprocessing algorithm comprise of three stages. In this project we will learn about compression and decompression of JPEG images. For compression we have used the Discrete cosine transform (DCT) technique using the Huffman algorithm and adaptive filter. Converting the image into a 2d matrix using Discrete cosine transform (DCT) and DCT2 and then removing redundant values according to the algorithm. We have then used Inverse discrete cosine transform (IDCT) to form the compressed image.

Keywords:- Obstructive Artifacts, JPEG.

I. INTRODUCTION

Picture information compression is very significant for some applications in field of graphic communication. Image compression is an application of information compression that encrypts the unique image with few bits. This is accomplished by eliminating entirely unnecessary material. Uncompressed picture involves massive amount of information to signify the situation. In this project we will use Joint Photographic Expert group (JPEG) for compression and decompression of images. The JPEG calculation was made to pack pictures with negligible information misfortune and high-pressure proportions. JPEG uses an 8 x 8 pixel-block detached cosine modification (DCT) for data pressing into a couple of changes' coefficients. This square DCT conspire exploits the neighbourhood spatial connection property of pictures and furthermore saves preparing time [2] Discrete cosine change is like the Discrete Fourier Transform (DFT), it changes a sign or picture from spatial area to recurrence space. It perceived that different preparing of each square instigates impeding impact. There are 3 types of impeding impacts in JPEG decompressed pictures. first is the staircase artifact along the picture edges, second is the grid artifact in the droning region, and the third is the corner irregularity in the bend point of the 8 x 8 DCT block. Staircase noise are created when a transform block in image contains image edge. This causes the edge to degrade and result into formation of step-

like artifact along image edge, as shown in fig1(a). A little difference in picture strength along the 8 x 8 square limit is effectively apparent in the droning region, this change is called grid artifact, as shown in fig1(b). Corner outlier are formed when, after the quantization of DCT coefficient, the corner most pixel in a transform block has far greater or smaller value than its neighbouring blocks, as shown in fig1(c). JPEG compression and decompression consists of 4 phases each.




Figure 1. (a) Staircase artifact. (b) Grid artifact. (c) Corner outlier.

II. LITERATURE SURVEY

Over the span of ongoing years, numerous strategies/procedures have been applied to eliminate the obstructing impact in block discrete cosine change (DCT) coded pictures. Predominantly two methodologies are received to decrease the hindering antiquities. In the primary methodology, the abatement of impeding impact is completed at scrambling side yet issue with this methodology is that this methodology doesn't adjust to the current principles, for example, JPEG [1] and MPEG [2]. In Second methodology, the reproduced picture is present prepared pointed on recuperate visual quality with no adjustment in encoding and disentangling component, making it viable with JPEG [1] and MPEG [2], because of this benefit, the greater part of as of late proposed calculations follows the subsequent methodology. Post preparing of unravel picture might be completed in recurrence space. Reeve and Lim [4] applied a straight low-pass filter to block boundaries. Low-pass filtering smoothens out the high – frequency components near boundaries of DCT blocks, but the disadvantage of low-pass filtering is that it blurring around boundaries of recreated pictures. In instruction to sidestep such undesirable blurring, traditional post processing algorithms employs space-variant filter, space variant filter are based on edge-oriented classifiers. Ramamurthi and Gersho [5] used an edge-oriented classifier. Edge-Oriented Classifier regulates the edge component using the gradient threshold. Iterative methods, based on the theory of forecasts on curved sets (POCS) have been proposed in some of the past studies [8–11]. In these methods, initially closed convex constraint sets are defined and these correspond to all of the available data on the original uncoded image. Iterative calculations of rotating prognoses against these curved groups recuperate the first picture from the implicit picture. However, these methods usually have high computational complexity and thus are difficult to adapt to real time image processing applications [16]. The signal adaptive filtering comprises of a 1-D directional smoothing filtering for edge region and 2-D versatile normal filtering for droning region. This entire interaction includes numerous augmentations and finally the intricacy is additionally expanded when the corner anomaly location and substitution calculation is applied.

III. PROPOSED WORK


A. JPEG compression and decompression

JPEG compression and decompression both have 4 phases. Phases for JPEG compression.

- (i) Divide the image
- (ii) Conversion to the frequency domain
- (iii) Quantization
- (iv) Entropy Coding

B. Phase one: Divide the image

In this phase image is divided into 8x8 pixel blocks. There is advantage of dividing image, similar color tends to appear together in small part of image.



Before After
Figure 2. Example: Divide the images

C. Phase two: DCT

In second phase of JPEG compression the pixel information is converted from spatial domain to frequency domain. This conversion will help in quantization phase. There are many algorithms that convert spatial area to recurrence space, like Fast Fourier Transform (FFT). The Discrete Fourier Transform (DCT) is derived from FFT.

DCT Equation:

$$\bar{F}(x,y) = \frac{1}{4} \cdot (C(x)C(y)) \sum_{x=0}^7 \sum_{y=0}^7 f(u,v) \cos\left(\frac{(2u+1) \cdot x\pi}{16}\right) \cos\left(\frac{(2v+1) \cdot y\pi}{16}\right)$$

D. Phase three: Quantization

In third phase, the frequency information is quantized to remove unnecessary information. As the data is present in the frequency domain, that allow the algorithm to remove the smallest important part of images.

Quantization Equation:

$$F(u,v) = [F(u,v)/Q(u,v)] + 0.5$$

E. Phase four: Quantization

In fourth phase, the algorithm has block with 64 values many of which are zero. To compress this type of data best way is to collect all the zero values together. The algorithm uses zigzag ordered encoding. In Zigzag ordered encoding the high frequency quantized value into long cord of zeroes.

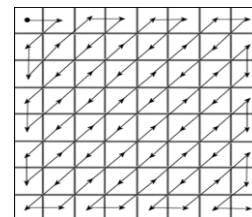


Figure 3: Zigzag Ordered Encoding

F. Decompression

Decompression is reverse of compression of images. Decompression also has same 4 phases but phases work in reverse order.

Phases in Decompression:

- (i) Entropy Decoder
- (ii) Reverse Zigzag
- (iii) Dequantization
- (iv) Inverse Discrete Cosine Transform (IDCT)

These four phases in decompression work opposite to four phases in compression.

Equation of Inverse Discrete Cosine Transform (IDCT):

$$\bar{F}(x, y) = \frac{1}{4} \cdot (C(x)C(y)) \sum_{x=0}^7 \sum_{y=0}^7 f(u, v) \cos \frac{(2u+1) \cdot x\pi}{16} \cos \frac{(2v+1) \cdot y\pi}{16}$$

IV. HISTOGRAM EQUALIZATION

Histogram adjustment is utilized to work on the nature of picture. This strategy works on the nature of picture by expanding difference of the picture. In histogram we will change the power of the picture and afterward contrast pictures and various forces and by changing the power picture quality will increment.

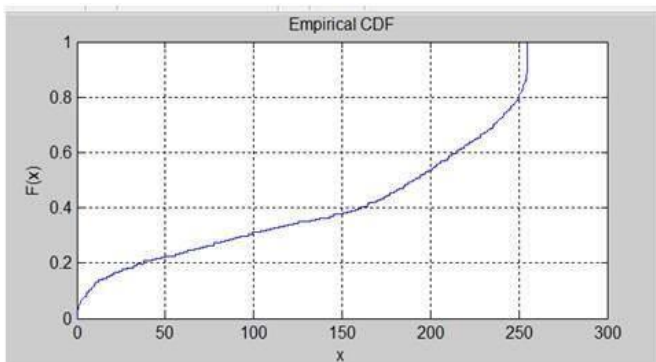


Figure 4: Example of CMF of image

Below is the image which shows the histogram of original image and histogram of equalized image.

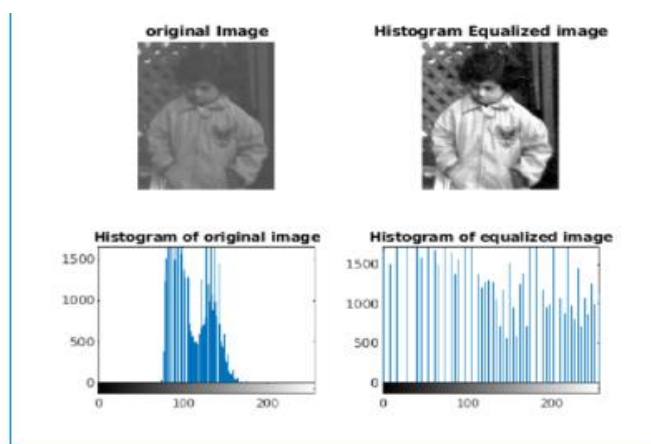


Figure 5: Example of Histogram equalization

V. CONCLUSION

In this work, another impeding impact diminishing calculation was proposed to work on the nature of JPEG images. To decrease the obstructive artifacts without lack of the picture subtleties, the JPEG procedure was created to compress photographic image and it compress the image very well, with high compression ratio. This algorithm compresses the image in 4 phases and take $O(n^2 \log(n))$ time. It also inspired many other algorithms that compress image. JPEG algorithm is also used in many other variants of JPEG.

REFERENCES

- [1]. Wallace GK. The JPEG still-picture compression standard. Commun ACM 1991;34:30–44.
- [2]. Mitcheel JL, Pennebaker WB, Fogg CE, Legall DJ. MPEG video compression stan- dard. New York: Chapman & Hall; 1997.
- [3]. ITU Recommendations H.261. Video Code for Audio Visual Service at p x 64 k bits/sec; 1993.
- [4]. Reeve HC, Lim JS. Reduction of blocking effects in image coding. Opt Eng 1984; 23:34–7.
- [5]. Ramamurthi B, Gersho A. Nonlinear space-variant postprocessing of block coded images. IEEE Trans Acoust Speech Signal Process 1986;34: 1258–68.
- [6]. Kuo CJ, Hsieh RJ. Adaptive postprocessing for block encoded images. IEEE Trans Circ Syst Video Technol 1995; 5:298–304.
- [7]. Meier T, Ngan KN, Cheng G. Reduction of blocking artifacts in image and video coding. IEEE Trans Circ Syst Video Technol 1999; 9:490–500.
- [8]. Zakhor A. Iterative procedure for reduction of blocking effects in transform image coding. IEEE Trans Circ Syst Video Technol 1992; 2:91–5.
- [9]. Yang Y, Galatsanos NP, Katsaggelos AK. Regularized reconstruction to reduce blocking artifacts of block discrete cosine transform compressed images. IEEE Trans Circ Syst Video Technol 1993; 3:421–32.
- [10]. Paek H, Kim RC, Lee SU. On the POCS-based post-processing techniques to reduce the blocking artifacts in transformed coded images. IEEE Trans Circ Syst Video Technol 1998; 8:358–67.
- [11]. Paek H, Kim R-C, Lee SU. A DCT-based spatially adaptive post processing tech- nique to reduce the blocking artifacts in transform coded images. IEEE Trans Circ Syst Video Technol 2000; 10:36–41.
- [12]. Minami AZakhor. An optimization approach for removing blocking effects in transform coding. IEEE Trans Circ Syst Video Technol 1995; 5:74–82.
- [13]. Lakhani G, Zhong N. Derivation of prediction equations for blocking effect reduction. IEEE Trans Circ Syst Video Technol 1999; 9:415–8.

- [14]. Triantafyllidis GA, Tzovaras D, Strintzis MG. Blocking artifact detection and reduction in compressed data. *IEEE Trans Circ Syst Video Technol* 2002; 12:877–90.